



JATCO, INC.

ENVIRONMENTAL
PROTECTION
EQUIPMENT

**Service Guide
JATCO Environmental Tanks
J-5000 SM-P**

INSTRUMENTATION GAS IS MANDATORY FOR SUPPLY GAS

Listed below are a series of steps to follow if the JATCO tank fails to dump properly.

The tank supply gas must have adequate **volume** and pressure. For best operation use 1" pipe for the tank supply gas plumbed as close to the tank as possible. Then reduce down to the tubing connections (C) on the JATCO tank.




Step #1 be sure there is an adequate supply of gas pressure (70-75 psi), to the inlet connection on the float control valve. If there is enough pressure at the inlet connection, press down on the manual dump plunger. This should cause the tank to dump, then vent when the cycle is complete. If the JATCO tank fails to dump manually, remove connector tubing to pilot valve (G) to test for pilot pressure from float control valve (D). If the float control valve is not sending pressure to pilot valve when depressing manual dump plunger (F), removal and or inspection of float control will be necessary and proceed to step #2. If pressure is present but pilot valve fails to operate, removal, inspection, and or replacement of the pilot valve may be necessary.

Step #2 the side mount level controller has very few moving parts. If the valve is not operating properly, remove and inspect travel of float arm. If no obstruction is visually present but the float arm does not travel freely then removal of float arm is necessary. To remove float arm carefully drive float arm retaining pin out with a hammer and punch. Then inspect magnet and chamber for debris. If there is no obstruction with float arm assembly or tubing connections, replacement may be necessary.



JATCO, INC.
ENVIRONMENTAL
PROTECTION
EQUIPMENT

J-5000 SM-P





- A. Inlet Check Valve 1" NPT
JM5005-1
- B. Discharge Check Valve 1" NPT
JM5005-1
- C. Supply Gas Inlet 1/2" Compression
40-75 psi
- D. Liquid Level Control Valve
JM5011 SM-P
- E. Pressure Relief Valve
JM5002-100
- F. Manual Dump Plunger Assembly
JM5003
- G. 3-Way Pilot Valve
JM5008x
- H. Vessel Vent 1/4" NPT
- I. Gauge Cocks & Sight Glass
JM5009 & JM5010



JATCO, INC.
ENVIRONMENTAL
PROTECTION
EQUIPMENT

JATCO Inc.
J-5000cx & J-5000 SM-P Tank Parts



No.	Item#	Description
1	JM5001X	3-Way Micro Valve w/Mounting Plate
2	JM5002 -100	1/4" SS Pressure Relief Valve 100 PSI
2	JM5002 -200	1/4" SS Pressure Relief Valve 200 PSI
2	JM5002 -100-IL	3/8" Stainless Steel In Line Pressure Relief Valve 100 PSI
2	JM5002 -200-IL	1/2" Stainless Steel In Line Pressure Relief Valve 200 PSI
3	JM5003	Manual Dump Plunger Assembly
3	JM5003-G	Greaseable Manual Dump Plunger Assembly
4	JM5004	Stainless Steel Float Arm & Pivot Assembly w/Float
5	JM5005	1" Check Valve
6	JM5006	2" Stainless Steel Valve Body "Bull Plug"
7	JM5007	10-Gallon ASME Code Vessel
8	JM5008x	1/4" Pilot Valve
8	JM5008x-CK	1/4" Pilot Valve Conversion Kit
9	JM5009	SS Gauge Cock Set
10	JM5010	Red Line Gauge Glass
11	JM5011	Complete Float Control Assembly (Item #1, 3, 4, 6)
11	JM5011 SM-P	Complete Float Control Assembly
11	JM5011 SM-P CK	Complete Float Control Assembly Conversion Kit
12	JM5012	Complete Control Set (Item #1, 2, 3, 4, 6, 8)
12	JM5012 SM-P	Complete Control Set
12	JM5012 SM-P 100 ABV	Complete Control Set
12	JM5012 SM-P 200 ABV	Complete Control Set 200 PSI
12	JM5012-200	Complete Control Set 200 PSI
13	JM5013	3/8" x 1/4" SS Inline Filter

STAINLESS OPTIONS

No.	Item#	Description
1 SS	JM5001x-SS	3 Way Stainless Steel Micro-Valve
8 SS	JM5008x-100-SS	1/4" Stainless Steel Pilot Valve
8 SS	JM5008x-200-ABV	1/2" Stainless Steel 3 Way Ball Valve w/Actuator
8 SS	JM5008x-SS-100-CK	1/4" Stainless Steel Pilot Valve Conversion Kit 100 psi
8 SS	JM5008x-200-ABV-CK	1/2" Stainless Steel 3 Way Ball Valve w/Actuator Conversion Kit
11 SS	JM5011 -SS	Stainless Steel Complete Float Control Assembly
12 SS	JM5012 -SS	Stainless Steel Complete Control Set 100 PSI
12 SS	JM5012 -200-SS	Stainless Steel Complete Control Set 200 PSI

J-5000-Box

Insulated Box Only (not assembled)



JATCO, INC.

ENVIRONMENTAL
PROTECTION
EQUIPMENT

WARRANTY

JATCO, Inc. warrants its products to be free from defects in materials and workmanship, under normal use and service, for a period of one year from the date of shipment. The sole liability and exclusive remedy is limited to the repair or replacement, at the option of JATCO, Inc., of the product, or any parts thereof, which upon examination by JATCO, Inc., disclose to its satisfaction defects due to faulty material or poor workmanship, and which defects are reported to JATCO, Inc., in writing, during the warranty period.

The warranty provision contained herein shall not apply to or cover any defects resulting from normal wear and tear, unauthorized changes, repairs, alterations or modifications to the product: or any other causes beyond the control of JATCO, Inc.

JATCO, Inc. neither assumes nor authorizes any other person or business organization to assume for it any other warranty or liability in connection with the sale, use or operation of its products.



JATCO, INC.

ENVIRONMENTAL
PROTECTION
EQUIPMENT

JATCO INC. **OPERATING MANUAL DISCLAIMER**

Except as otherwise expressly provided in the “Warranty” section of this manual, JATCO, Inc. does not warrant that the system or any of its components will work properly in all environments or under all conditions and makes no warranty or representation, express or implied, with respect to the quality, performance, merchantability, or fitness for a particular purpose of the system or its components.

This operating manual is not intended as an installation guide for the product. This product is intended to be installed by an installation specialist. For a list of such installation specialists please contact JATCO, Inc. In the event the product is not installed by an installation specialist, the warranty provided in the “Warranty” section of this manual shall not apply to any defects, damage, or other failure of the product to properly function due to improper installation, and JATCO shall have no liability whatsoever for any loss, damage, injury, cost, or expense of any nature arising out of an installation of the product by anyone other than an installation specialist.

The information in this manual is subject to change without notice. JATCO, Inc. makes no representations or warranties with respect to the contents of this manual. JATCO, Inc. reserves the right to revise this manual and to make changes from time to time in the content hereof without any obligation of JATCO, Inc. to notify any person of such revisions or changes. It shall be the user’s responsibility to determine whether any changes or revisions to this manual have been made. Neither JATCO, Inc. nor any of its directors, shareholders, officers, employees, or agents shall be liable in contract, tort, or in any other manner whatsoever to any person for any loss, damage, injury, liability, cost or expense of any nature, including without limitation, incidental, special, direct, or consequential damages arising out of or in connection with the use of this manual.

This manual is proprietary to JATCO, Inc. and no ownership rights in this manual or its contents are transferred to the user. No part of this manual shall be used, reproduced, translated, converted, adapted, stored in a retrieval system, communicated or transmitted by any means, for any commercial purpose, including without limitation, sale, resale, license, rental or lease, without the prior written consent of JATCO, Inc. Any product or component part names used in this manual that are not property of JATCO, Inc. are the properties of the respective owners of such products or component parts and each of JATCO, Inc. and the user acknowledge such ownership.